



WC-MPESA

MPesa for WooCommerce



What is Wc-MPesa?

This is a WooCommerce extension that adds Lipa Na Mpesa Payments to ecommerce websites built with WordPress for a more convenient checkout process.



Pre-requisites

- An app created on [Safaricom Developer Portal](#) (Daraja)
- A working shortcode (or use Test Credentials)
- An SSL certificate(https)
- A server(localhost or live)





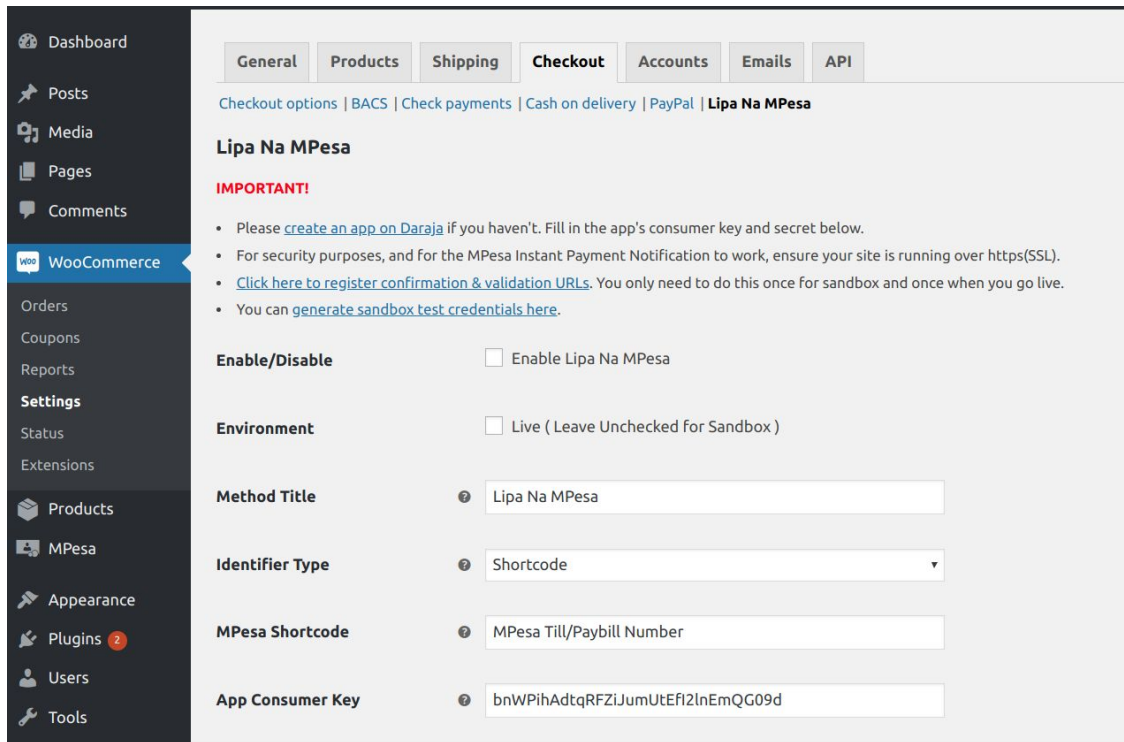
Plugin installation

The plugin files can be downloaded from Github[<https://github.com/osenco/osen-wc-mpesa>] and uploaded to the plugins directory of a WordPress installation. One then navigates to the admin dashboard and activates the plugin.

TO-DO: Upload the plugin to the Wordpress plugins directory for easy access.

Configuration

- Enable
- Title
- Environment
- Identifier type
- MPesa shortcode
- App consumer key
- Consumer secret
- Portal username
- Portal password
- Online passkey
- Security credentials
- Account name/prefix
- Accountant



The screenshot shows the WooCommerce admin dashboard with the 'Checkout' settings tab selected. The 'Lipa Na MPesa' configuration page is displayed, featuring a sidebar menu on the left and a main content area on the right. The sidebar includes options like Dashboard, Posts, Media, Pages, Comments, WooCommerce (highlighted), Orders, Coupons, Reports, Settings, Status, Extensions, Products, MPesa, Appearance, Plugins (with a 2 notification), Users, and Tools. The main content area has tabs for General, Products, Shipping, Checkout (active), Accounts, Emails, and API. Below the tabs, there are links for 'Checkout options | BACS | Check payments | Cash on delivery | PayPal | Lipa Na MPesa'. The 'Lipa Na MPesa' section is titled 'IMPORTANT!' and contains a list of instructions: 'Please create an app on Daraja if you haven't. Fill in the app's consumer key and secret below.', 'For security purposes, and for the MPesa Instant Payment Notification to work, ensure your site is running over https(SSL).', 'Click here to register confirmation & validation URLs. You only need to do this once for sandbox and once when you go live.', and 'You can generate sandbox test credentials here.' Below these instructions are several configuration fields: 'Enable/Disable' with an unchecked checkbox for 'Enable Lipa Na MPesa'; 'Environment' with an unchecked checkbox for 'Live (Leave Unchecked for Sandbox)'; 'Method Title' with a text input field containing 'Lipa Na MPesa'; 'Identifier Type' with a dropdown menu set to 'Shortcode'; 'MPesa Shortcode' with a text input field containing 'MPesa Till/Paybill Number'; and 'App Consumer Key' with a text input field containing 'bnWPihAdtqRFZIJumUteEF12lnEmQG09d'.


Plugin usage

A Lipa Na MPESA option is added to the checkout page of the store. A buyer wishing to pay via MPesa selects the option and clicks the Place Order/Pay button

Note: Lipa na MPesa option should be enabled in settings in order to show up on the checkout page.

Cap x1	KSh16.00
Subtotal	KSh16.00
Total	KSh16.00

Cash on delivery

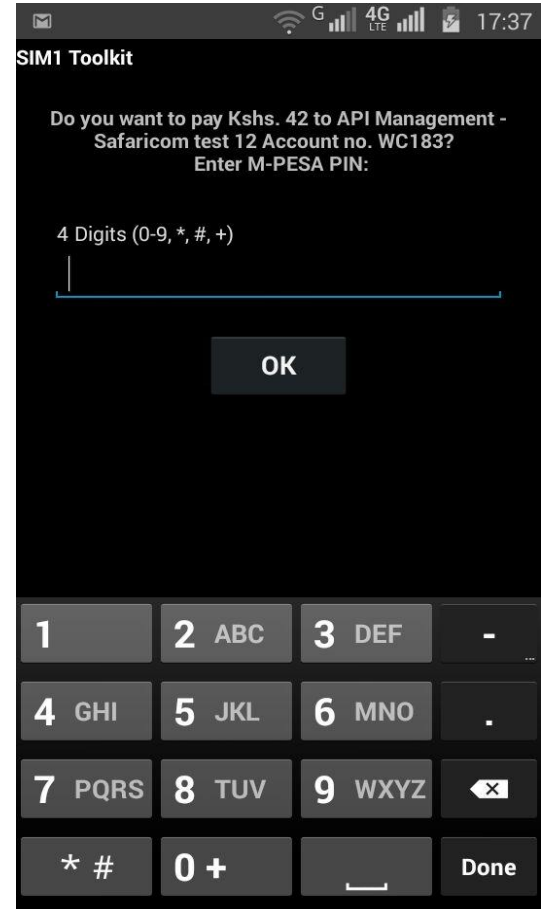
Lipa Na MPESA 

Cross-check your details above before pressing the button below.
Your phone number **MUST** be registered with MPESA for this to work.
You will get a pop-up on your phone asking you to confirm the payment.
Enter your service (MPESA) PIN to proceed.
You will receive a confirmation message shortly thereafter.

Place order

Payment Processing

Once the buyer presses the Place Order/Pay button, they will receive a pop-up on their phone asking them to confirm the payment by entering their PIN. Funds are automatically deducted from their account. The plugin handles the reconciliation and processing of the order. The MPESA receipt number for the transaction is available as an order note.





Licensing and contribution

This work is licensed under the MIT Licence

The source code is available freely on Github

<https://github.com/osenco/osen-wc-mpesa>

Interested developers can fork the repo, do their magic and make a pull request. The contributions will be reviewed and accepted or rejected accordingly.



Pro version and support

Pro features

- Transaction status check
- Account balance check
- Transaction reversal
- Business to business transfer
- Business to customer transfer
- Payments analytics
- Dedicated support
- Listings and editing of transactions
- Manual payment entries



KSh 4,999



That is all, for now

For more information,

Call: +254 705 459 494, 020 440 4993

Email: mauko@osen.co.ke

Visit: <https://wc-mpesa.osen.co.ke>

<https://github.com/osenco>

<https://osen.co.ke>

Any questions?